

# Meter Boxes Direct



[www.meterboxesdirect.co.uk](http://www.meterboxesdirect.co.uk)

Part of the KMG Group, Meter Boxes Direct was established to manage, manufacture and distribute our range of meter boxes and enclosures. With over 25 years manufacturing experience, we have developed a diverse range of cabinets suitable for electric meters, gas meters and electronic components. Through continuous innovation and investment, we are equipped with high tech modern moulding and injection presses to manufacture our range of boxes and doors to the highest standards.

**DOMESTIC ELECTRIC METER BOX - SINGLE PHASE**

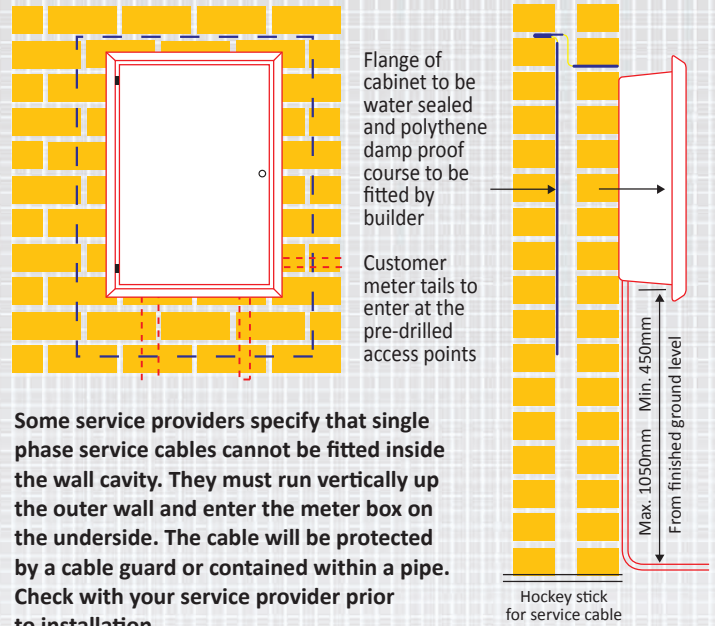
The standard electric meter box is used to house all single-phase electric meters within the UK. Single-phase meters can only be housed in meter boxes complying with ESI Standards. Electricity suppliers will not connect to boxes outside of these specifications. Where it is not possible to install a recessed meter cabinet into the wall cavity, a surface mounted box is available.



Recessed: 595mm x 409mm

Wall mounted: 596mm x 410mm

**WALL MOUNTED domestic electric meter box**

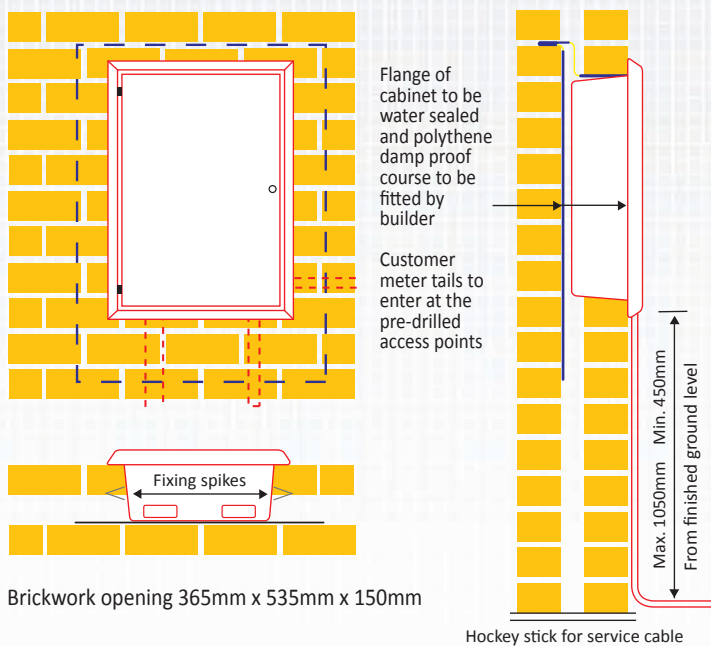


Some service providers specify that single phase service cables cannot be fitted inside the wall cavity. They must run vertically up the outer wall and enter the meter box on the underside. The cable will be protected by a cable guard or contained within a pipe. Check with your service provider prior to installation.

**PRODUCT FEATURES**

- Manufactured from GRP • Durable and hard wearing •
- Resistant against corrosion • Complies with ESI 12-3 Standards •

**RECESSED - built-in domestic electric meter box**



Some service providers specify that single phase service cables cannot be fitted inside the wall cavity. They must run vertically up the outer wall and enter the meter box on the underside. The cable will be protected by a cable guard or contained within a pipe. Check with your service provider prior to installation.

**WEATHERPROOF METER BOXES**

These boxes are manufactured from GRP (Glass Reinforced Plastic) and are a perfect enclosure to house electrical or electronic equipment. The box is fitted with a fire retardant timber backboard to mount the equipment on. Some boxes are available with a clear door. This is ideal for easy reading of the electronic equipment housed within the box. They are suitable for use in-door and outdoor with a weatherproof rating of IP65.

Length	Height	Depth	Door
180mm	270mm	170mm	Opaque
252mm	360mm	140mm	Opaque
270mm	270mm	170mm	Opaque
270mm	540mm	205mm	Opaque
300mm	300mm	140mm	Opaque
400mm	600mm	230mm	Opaque
300mm	800mm	230mm	Opaque
135mm	133mm	130mm	Clear
360mm	360mm	205mm	Clear
405mm	630mm	200mm	Clear
540mm	540mm	170mm	Clear

**ELECTRIC METER BOX - THREE PHASE**

Homes and industrial premises requiring high power distribution will install a three-phase meter. Three phase meters are housed in a different meter box to the single-phase meters. The three phase meter box is recessed into the wall cavity and complies with ESI standards. Electricity suppliers will not connect to boxes outside of these specifications.

**PRODUCT FEATURES**

- Manufactured from GRP • Durable and hard wearing •
- Complies with ESI 12-3 Standards • Recessed into wall •
- Resistant to corrosion •

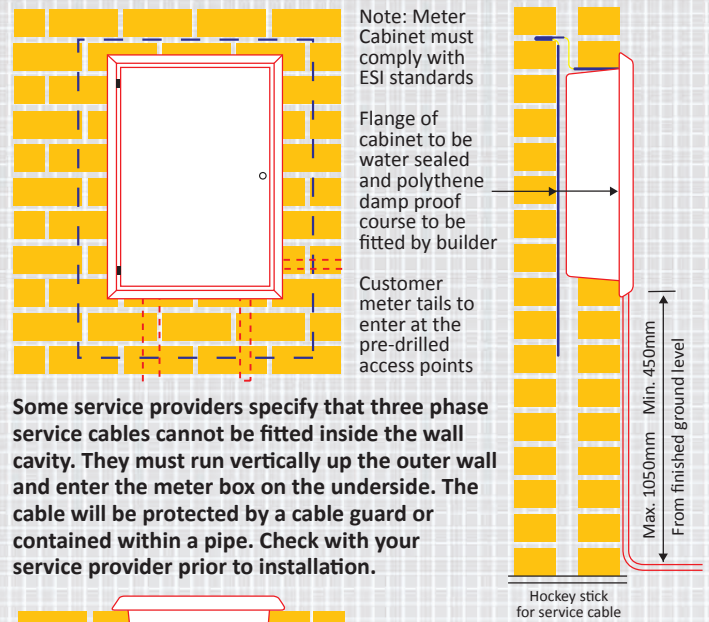
**REPLACEMENT ELECTRIC BOX DOORS**

Electric Meter Box specifications have changed over the years and domestic houses will have installed the meter box specified at the time of building, which now differs to the current Standard UK meter Box. We manufacture a range of meter box replacement doors to suit most boxes installed prior to the change in specification.



Recessed: 794mm x 565mm

Door	Dimensions
Small 'Permal' Door	557mm x 365mm
Medium 'Permal' Door	624mm x 427mm
Large 'Permal' Door	735mm x 507mm
Standard UK Meter Box Door	549mm x 383mm
Hampton Moulding/Manweb Door	624mm x 427mm



Some service providers specify that three phase service cables cannot be fitted inside the wall cavity. They must run vertically up the outer wall and enter the meter box on the underside. The cable will be protected by a cable guard or contained within a pipe. Check with your service provider prior to installation.

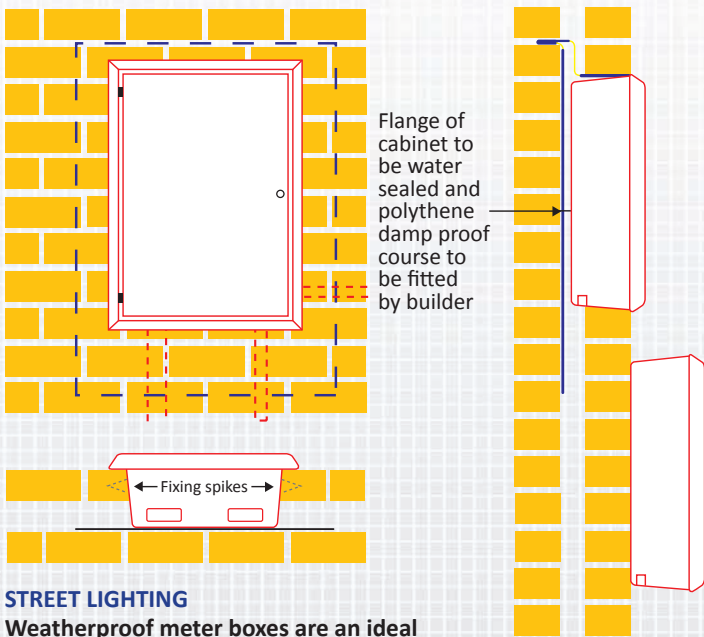


Brickwork opening 480mm x 710mm x 150mm

**REPLACEMENT GAS BOX DOORS**

Meter Boxes Direct, manufacture a range of replacement gas box doors as follows:


Door	Dimensions
Recessed Gas Box Door Mark 1	538mm x 450mm
Std UK Recessed Gas Box Door Mark 2	550mm x 383mm
Built in Gas Meter Box Door	550mm x 385mm
Surface Mounted Gas Box Frame	490mm x 404mm



**STREET LIGHTING**

Weatherproof meter boxes are an ideal choice to house street lighting equipment. Boxes can be supplied with a wall-mounting bracket for easy mounting.

Recessed or Surface Mounted



**CUSTOM ENCLOSURES**

If you have a requirement for a custom designed enclosure, contact our sales department, where we will be happy to discuss your specification.

- Tel: +44 (0) 1453 791616 • Email: sales@meterboxesdirect.co.uk • Online shop: meterboxesdirect.co.uk



Gloucester  
Fox House, Stonedale Road, Stonehouse, Gloucestershire, GL10 3SA, UK • Tel: +44 (0) 1453 791616 • Fax: +44 (0) 1453 791516

Killarney  
Ballyspillane Industrial Estate, Killarney, Co Kerry, Ireland • Tel: +353 (0)64 6632421 • Fax: +353 (0)64 6632777

Email: [sales@meterboxesdirect.co.uk](mailto:sales@meterboxesdirect.co.uk) • Web: [www.meterboxesdirect.co.uk](http://www.meterboxesdirect.co.uk)

In accordance with our normal policy of product development this specification is subject to change without notice.